

Precinct Summary Results
 20220301_Colorado County Primary Election
 March 01, 2022

OFFICIAL RESULTS

Colorado County

101 - Columbus

Statistics

	TOTAL	Absentee	Early Voting	Election Day
Registered Voters - Total	0			
Registered Voters - Republican Party	0			
Registered Voters - Democratic Party	0			
Registered Voters - NONPARTISAN	0			
Ballots Cast - Total	480	23	229	228
Ballots Cast - Republican Party	414	9	198	207
Ballots Cast - Democratic Party	66	14	31	21
Ballots Cast - NONPARTISAN	0	0	0	0
Ballots Cast - Blank	0	0	0	0
Voter Turnout - Total	0.00%			
Voter Turnout - Republican Party	0.00%			
Voter Turnout - Democratic Party	0.00%			
Voter Turnout - NONPARTISAN	0.00%			

REP US Representative, District 10

Vote For 1

	TOTAL	VOTE %	Absentee	Early Voting	Election Day
Michael McCaul	368	100.00%	8	190	170
Total Votes Cast	368	100.00%	8	190	170

REP Governor


Vote For 1

	TOTAL	VOTE %	Absentee	Early Voting	Election Day
Greg Abbott	273	66.10%	8	139	126
Allen B. West	72	17.43%	1	31	40
Don Huffines	44	10.65%	0	19	25
Chad Prather	13	3.15%	0	3	10
Rick Perry	7	1.69%	0	3	4
Kandy Kaye Horn	2	0.48%	0	2	0
Danny Harrison	1	0.24%	0	0	1
Paul Belew	1	0.24%	0	1	0
Total Votes Cast	413	100.00%	9	198	206

REP Lieutenant Governor

Vote For 1

	TOTAL	VOTE %	Absentee	Early Voting	Election Day
Dan Patrick	345	86.25%	7	168	170
Daniel Miller	21	5.25%	0	7	14
Trayce Bradford	15	3.75%	0	10	5
Zach Vance	10	2.50%	1	4	5
Aaron Sorrells	5	1.25%	1	2	2
Todd M. Bullis	4	1.00%	0	4	0
Total Votes Cast	400	100.00%	9	195	196



Official Results

101 - Columbus

REP Attorney General

Vote For 1

	TOTAL	VOTE %	Absentee	Early Voting	Election Day
Ken Paxton	179	43.77%	5	76	98
George P. Bush	110	26.89%	4	49	57
Eva Guzman	66	16.14%	0	47	19
Louie Gohmert	54	13.20%	0	26	28
Total Votes Cast	409	100.00%	9	198	202

REP Comptroller of Public Accounts

Vote For 1

	TOTAL	VOTE %	Absentee	Early Voting	Election Day
Glenn Hegar	334	87.43%	9	164	161
Mark V. Goloby	48	12.57%	0	27	21
Total Votes Cast	382	100.00%	9	191	182

REP Comm General Land Office

Vote For 1

	TOTAL	VOTE %	Absentee	Early Voting	Election Day
Dawn Buckingham	133	38.22%	4	74	55
Tim Westley	71	20.40%	0	41	30
Jon Spiers	62	17.82%	1	24	37
Victor Avila	27	7.76%	1	15	11
Don W. Minton	24	6.90%	1	10	13
Weston Martinez	23	6.61%	0	15	8
Ben Armenta	5	1.44%	2	1	2
Rufus Lopez	3	0.86%	0	0	3
Total Votes Cast	348	100.00%	9	180	159

REP Commissioner of Agriculture

Vote For 1

	TOTAL	VOTE %	Absentee	Early Voting	Election Day
Sid Miller	212	56.99%	4	112	96
James White	137	36.83%	4	61	72
Carey A. Council	23	6.18%	1	16	6
Total Votes Cast	372	100.00%	9	189	174

REP Railroad Commissioner

Vote For 1

	TOTAL	VOTE %	Absentee	Early Voting	Election Day
Wayne Christian	159	45.95%	6	91	62
Sarah Stogner	54	15.61%	1	23	30
Marvin "Sarge" Summers	46	13.29%	0	23	23
Tom Slocum Jr	45	13.01%	0	23	22
Dawayne Tipton	42	12.14%	1	17	24
Total Votes Cast	346	100.00%	8	177	161

101 - Columbus

REP Justice, Supreme Court, PI 3

Vote For 1

	TOTAL	VOTE %	Absentee	Early Voting	Election Day
Debra Lehrmann	342	100.00%	8	182	152
Total Votes Cast	342	100.00%	8	182	152

REP Justice, Supreme Court, PI 5

Vote For 1

	TOTAL	VOTE %	Absentee	Early Voting	Election Day
Rebeca Huddle	338	100.00%	8	180	150
Total Votes Cast	338	100.00%	8	180	150

REP Justice, Supreme Court, PI 9

Vote For 1

	TOTAL	VOTE %	Absentee	Early Voting	Election Day
David J. Schenck	178	52.98%	2	94	82
Evan Young	158	47.02%	6	82	70
Total Votes Cast	336	100.00%	8	176	152

REP Judge, Ct of Crim App, PI 2

Vote For 1

	TOTAL	VOTE %	Absentee	Early Voting	Election Day
Mary Lou Keel	332	100.00%	8	180	144
Total Votes Cast	332	100.00%	8	180	144

REP Judge, Ct of Crim App, PI 5

Vote For 1

	TOTAL	VOTE %	Absentee	Early Voting	Election Day
Scott Walker	192	56.14%	9	89	94
Clint Morgan	150	43.86%	0	91	59
Total Votes Cast	342	100.00%	9	180	153

REP Judge, Ct of Crim App, PI 6

Vote For 1

	TOTAL	VOTE %	Absentee	Early Voting	Election Day
Jesse F. McClure, III	334	100.00%	8	184	142
Total Votes Cast	334	100.00%	8	184	142

REP Member, State BoE, Dist 10

Vote For 1

	TOTAL	VOTE %	Absentee	Early Voting	Election Day
Tom Maynard	334	100.00%	8	180	146
Total Votes Cast	334	100.00%	8	180	146



Official Results

101 - Columbus

REP State Senator, Dist 17

Vote For 1

	TOTAL	VOTE %	Absentee	Early Voting	Election Day
Joan Huffman	345	100.00%	8	185	152
Total Votes Cast	345	100.00%	8	185	152

REP State Representative, Dist 85

Vote For 1

	TOTAL	VOTE %	Absentee	Early Voting	Election Day
Phil W. Stephenson	123	34.94%	4	52	67
Stan Kitzman	108	30.68%	1	62	45
Fred Roberts	89	25.28%	4	50	35
Artemio "Art" Hernandez	32	9.09%	0	17	15
Total Votes Cast	352	100.00%	9	181	162

REP Chief Justice, 1st Ct of App Dist

Vote For 1

	TOTAL	VOTE %	Absentee	Early Voting	Election Day
Terry Adams	331	100.00%	8	180	143
Total Votes Cast	331	100.00%	8	180	143

REP Justice, 1st Ct of App Dist, PI 4

Vote For 1

	TOTAL	VOTE %	Absentee	Early Voting	Election Day
April Farris	333	100.00%	8	180	145
Total Votes Cast	333	100.00%	8	180	145

REP Justice, 14th Ct of App Dist, PI 2

Vote For 1

	TOTAL	VOTE %	Absentee	Early Voting	Election Day
Kevin Jewell	334	100.00%	8	180	146
Total Votes Cast	334	100.00%	8	180	146

REP Justice, 14th Ct of App Dist, PI 9


Vote For 1

	TOTAL	VOTE %	Absentee	Early Voting	Election Day
Randy Wilson	332	100.00%	8	180	144
Total Votes Cast	332	100.00%	8	180	144

REP County Judge

Vote For 1

	TOTAL	VOTE %	Absentee	Early Voting	Election Day
Ty Prause	376	100.00%	9	193	174
Total Votes Cast	376	100.00%	9	193	174



Official Results

101 - Columbus

REP District Clerk

Vote For 1

	TOTAL	VOTE %	Absentee	Early Voting	Election Day
Valerie Dunn Harmon	348	100.00%	9	181	158
Total Votes Cast	348	100.00%	9	181	158

REP County Clerk

Vote For 1

	TOTAL	VOTE %	Absentee	Early Voting	Election Day
Kimberly Menke	368	100.00%	9	189	170
Total Votes Cast	368	100.00%	9	189	170

REP County Treasurer

Vote For 1

	TOTAL	VOTE %	Absentee	Early Voting	Election Day
Joyce Guthmann	364	100.00%	9	186	169
Total Votes Cast	364	100.00%	9	186	169

REP County Surveyor

Vote For 1

	TOTAL	VOTE %	Absentee	Early Voting	Election Day
Matthew Loessin	355	100.00%	8	185	162
Total Votes Cast	355	100.00%	8	185	162

REP JOP Pct 1

Vote For 1

	TOTAL	VOTE %	Absentee	Early Voting	Election Day
Billy Hefner	355	100.00%	8	185	162
Total Votes Cast	355	100.00%	8	185	162

REP Proposition 1


Vote For 1

	TOTAL	VOTE %	Absentee	Early Voting	Election Day
YES	392	96.55%	8	191	193
NO	14	3.45%	0	6	8
Total Votes Cast	406	100.00%	8	197	201

REP Proposition 2

Vote For 1

	TOTAL	VOTE %	Absentee	Early Voting	Election Day
YES	316	81.23%	3	159	154
NO	73	18.77%	4	34	35
Total Votes Cast	389	100.00%	7	193	189



Official Results

101 - Columbus

REP Proposition 3

Vote For 1

	TOTAL	VOTE %	Absentee	Early Voting	Election Day
YES	369	91.11%	8	177	184
NO	36	8.89%	1	18	17
Total Votes Cast	405	100.00%	9	195	201

REP Proposition 4

Vote For 1

	TOTAL	VOTE %	Absentee	Early Voting	Election Day
YES	387	95.79%	8	188	191
NO	17	4.21%	0	8	9
Total Votes Cast	404	100.00%	8	196	200

REP Proposition 5

Vote For 1

	TOTAL	VOTE %	Absentee	Early Voting	Election Day
YES	356	88.78%	5	170	181
NO	45	11.22%	4	24	17
Total Votes Cast	401	100.00%	9	194	198

REP Proposition 6

Vote For 1

	TOTAL	VOTE %	Absentee	Early Voting	Election Day
YES	346	86.72%	8	167	171
NO	53	13.28%	1	27	25
Total Votes Cast	399	100.00%	9	194	196

REP Proposition 7

Vote For 1

	TOTAL	VOTE %	Absentee	Early Voting	Election Day
YES	402	98.53%	8	193	201
NO	6	1.47%	0	3	3
Total Votes Cast	408	100.00%	8	196	204

REP Proposition 8

Vote For 1

	TOTAL	VOTE %	Absentee	Early Voting	Election Day
YES	391	96.78%	9	187	195
NO	13	3.22%	0	6	7
Total Votes Cast	404	100.00%	9	193	202



Official Results

101 - Columbus

REP Proposition 9

Vote For 1

	TOTAL	VOTE %	Absentee	Early Voting	Election Day
YES	354	88.06%	4	173	177
NO	48	11.94%	4	23	21
Total Votes Cast	402	100.00%	8	196	198

REP Proposition 10

Vote For 1

	TOTAL	VOTE %	Absentee	Early Voting	Election Day
YES	380	95.48%	8	188	184
NO	18	4.52%	1	8	9
Total Votes Cast	398	100.00%	9	196	193

DEM US Representative, District 10

Vote For 1

	TOTAL	VOTE %	Absentee	Early Voting	Election Day
Linda Nuno	58	100.00%	12	28	18
Total Votes Cast	58	100.00%	12	28	18

DEM Governor

Vote For 1

	TOTAL	VOTE %	Absentee	Early Voting	Election Day
Beto O'Rourke	62	96.88%	12	29	21
Michael Cooper	2	3.12%	1	1	0
Rich Wakeland	0	0.00%	0	0	0
Joy Diaz	0	0.00%	0	0	0
Inocencio (Inno) Barrientez	0	0.00%	0	0	0
Total Votes Cast	64	100.00%	13	30	21

DEM Lieutenant Governor

Vote For 1

	TOTAL	VOTE %	Absentee	Early Voting	Election Day
Mike Collier	35	55.56%	9	16	10
Carla Brailey	16	25.40%	3	6	7
Michelle Beckley	12	19.05%	1	8	3
Total Votes Cast	63	100.00%	13	30	20

DEM Attorney General

Vote For 1

	TOTAL	VOTE %	Absentee	Early Voting	Election Day
Joe Jaworski	31	49.21%	11	13	7
Mike Fields	13	20.63%	0	6	7
Rochelle Mercedes Garza	10	15.87%	1	6	3
Lee Merritt	8	12.70%	1	5	2
S. "TBONE" Raynor	1	1.59%	0	0	1
Total Votes Cast	63	100.00%	13	30	20

101 - Columbus

DEM Comptroller of Public Accounts

Vote For 1

	TOTAL	VOTE %	Absentee	Early Voting	Election Day
Janet T. Dudding	34	53.12%	8	17	9
Tim Mahoney	16	25.00%	6	5	5
Angel Luis Vega	14	21.88%	0	8	6
Total Votes Cast	64	100.00%	14	30	20

DEM Comm General Land Office

Vote For 1

	TOTAL	VOTE %	Absentee	Early Voting	Election Day
Jay Kleberg	26	40.62%	6	13	7
Michael Lange	16	25.00%	4	6	6
Sandragrace Martinez	12	18.75%	2	5	5
Jinny Suh	10	15.62%	2	6	2
Total Votes Cast	64	100.00%	14	30	20

DEM Commissioner of Agriculture

Vote For 1

	TOTAL	VOTE %	Absentee	Early Voting	Election Day
Susan Hays	46	73.02%	11	19	16
Ed Ireson	17	26.98%	3	10	4
Total Votes Cast	63	100.00%	14	29	20

DEM Railroad Commissioner

Vote For 1

	TOTAL	VOTE %	Absentee	Early Voting	Election Day
Luke Warford	59	100.00%	13	29	17
Total Votes Cast	59	100.00%	13	29	17

DEM Justice, Supreme Court, PI 3

Vote For 1

	TOTAL	VOTE %	Absentee	Early Voting	Election Day
Erin A Nowell	58	100.00%	12	29	17
Total Votes Cast	58	100.00%	12	29	17

DEM Justice, Supreme Court, PI 5

Vote For 1

	TOTAL	VOTE %	Absentee	Early Voting	Election Day
Amanda Reichek	57	100.00%	13	28	16
Total Votes Cast	57	100.00%	13	28	16

DEM Justice, Supreme Court, PI 9

Vote For 1

	TOTAL	VOTE %	Absentee	Early Voting	Election Day
Julia Maldonado	55	100.00%	12	28	15
Total Votes Cast	55	100.00%	12	28	15

101 - Columbus

DEM Judge, Ct of Crim App, PI 5

Vote For 1

	TOTAL	VOTE %	Absentee	Early Voting	Election Day
Dana Huffman	60	100.00%	14	29	17
Total Votes Cast	60	100.00%	14	29	17

DEM Judge, Ct of Crim App, PI 6

Vote For 1

	TOTAL	VOTE %	Absentee	Early Voting	Election Day
Robert Johnson	59	100.00%	14	28	17
Total Votes Cast	59	100.00%	14	28	17

DEM State Senator, Dist 17

Vote For 1

	TOTAL	VOTE %	Absentee	Early Voting	Election Day
Miguel Gonzalez	39	66.10%	7	21	11
Titus Benton	20	33.90%	6	9	5
Total Votes Cast	59	100.00%	13	30	16

DEM State Representative, Dist 85

Vote For 1

	TOTAL	VOTE %	Absentee	Early Voting	Election Day
Larry E Baggett	59	100.00%	14	29	16
Total Votes Cast	59	100.00%	14	29	16

DEM Chief Justice, 1st Ct of App Dist

Vote For 1

	TOTAL	VOTE %	Absentee	Early Voting	Election Day
Julie Countiss	60	100.00%	14	29	17
Total Votes Cast	60	100.00%	14	29	17

DEM Justice, 1st Ct of App Dist, PI 4

Vote For 1

	TOTAL	VOTE %	Absentee	Early Voting	Election Day
Mike Engelhart	58	100.00%	14	28	16
Total Votes Cast	58	100.00%	14	28	16

DEM Justice, 14th Ct of App Dist, PI 2

Vote For 1

	TOTAL	VOTE %	Absentee	Early Voting	Election Day
Cheri C Thomas	34	54.84%	6	18	10
Kyle Carter	28	45.16%	8	12	8
Total Votes Cast	62	100.00%	14	30	18




Official Results

101 - Columbus

DEM Justice, 14th Ct of App Dist, PI 9

Vote For 1

	TOTAL	VOTE %	Absentee	Early Voting	Election Day
Chris Conrad	31	50.82%	8	17	6
William Demond	30	49.18%	6	13	11
Total Votes Cast	61	100.00%	14	30	17



Official Results

102 - Rock Island

Statistics

	TOTAL	Absentee	Early Voting	Election Day
Registered Voters - Total	0			
Registered Voters - Republican Party	0			
Registered Voters - Democratic Party	0			
Registered Voters - NONPARTISAN	0			
Ballots Cast - Total	78	0	29	49
Ballots Cast - Republican Party	68	0	26	42
Ballots Cast - Democratic Party	10	0	3	7
Ballots Cast - NONPARTISAN	0	0	0	0
Ballots Cast - Blank	0	0	0	0
Voter Turnout - Total	0.00%			
Voter Turnout - Republican Party	0.00%			
Voter Turnout - Democratic Party	0.00%			
Voter Turnout - NONPARTISAN	0.00%			

REP US Representative, District 10

Vote For 1

	TOTAL	VOTE %	Absentee	Early Voting	Election Day
Michael McCaul	59	100.00%	0	24	35
Total Votes Cast	59	100.00%	0	24	35

REP Governor


Vote For 1

	TOTAL	VOTE %	Absentee	Early Voting	Election Day
Greg Abbott	40	58.82%	0	14	26
Allen B. West	14	20.59%	0	5	9
Don Huffines	10	14.71%	0	7	3
Rick Perry	2	2.94%	0	0	2
Paul Belew	2	2.94%	0	0	2
Danny Harrison	0	0.00%	0	0	0
Chad Prather	0	0.00%	0	0	0
Kandy Kaye Horn	0	0.00%	0	0	0
Total Votes Cast	68	100.00%	0	26	42

REP Lieutenant Governor

Vote For 1

	TOTAL	VOTE %	Absentee	Early Voting	Election Day
Dan Patrick	60	89.55%	0	25	35
Trayce Bradford	3	4.48%	0	0	3
Daniel Miller	2	2.99%	0	1	1
Zach Vance	1	1.49%	0	0	1
Aaron Sorrells	1	1.49%	0	0	1
Todd M. Bullis	0	0.00%	0	0	0
Total Votes Cast	67	100.00%	0	26	41



Official Results

102 - Rock Island

REP Attorney General

Vote For 1

	TOTAL	VOTE %	Absentee	Early Voting	Election Day
Ken Paxton	39	60.00%	0	15	24
George P. Bush	11	16.92%	0	5	6
Louie Gohmert	8	12.31%	0	2	6
Eva Guzman	7	10.77%	0	4	3
Total Votes Cast	65	100.00%	0	26	39

REP Comptroller of Public Accounts

Vote For 1

	TOTAL	VOTE %	Absentee	Early Voting	Election Day
Glenn Hegar	50	84.75%	0	21	29
Mark V. Goloby	9	15.25%	0	3	6
Total Votes Cast	59	100.00%	0	24	35

REP Comm General Land Office

Vote For 1

	TOTAL	VOTE %	Absentee	Early Voting	Election Day
Dawn Buckingham	16	28.57%	0	8	8
Victor Avila	15	26.79%	0	7	8
Tim Westley	9	16.07%	0	5	4
Jon Spiers	7	12.50%	0	0	7
Don W. Minton	5	8.93%	0	1	4
Weston Martinez	2	3.57%	0	1	1
Ben Armenta	2	3.57%	0	1	1
Rufus Lopez	0	0.00%	0	0	0
Total Votes Cast	56	100.00%	0	23	33

REP Commissioner of Agriculture


Vote For 1

	TOTAL	VOTE %	Absentee	Early Voting	Election Day
Sid Miller	33	55.93%	0	15	18
James White	23	38.98%	0	10	13
Carey A. Council	3	5.08%	0	1	2
Total Votes Cast	59	100.00%	0	26	33

REP Railroad Commissioner

Vote For 1

	TOTAL	VOTE %	Absentee	Early Voting	Election Day
Wayne Christian	25	45.45%	0	13	12
Tom Slocum Jr	10	18.18%	0	0	10
Marvin "Sarge" Summers	8	14.55%	0	2	6
Sarah Stogner	8	14.55%	0	5	3
Dawayne Tipton	4	7.27%	0	1	3
Total Votes Cast	55	100.00%	0	21	34



102 - Rock Island

REP Justice, Supreme Court, PI 3

Vote For 1

	TOTAL	VOTE %	Absentee	Early Voting	Election Day
Debra Lehrmann	55	100.00%	0	23	32
Total Votes Cast	55	100.00%	0	23	32

REP Justice, Supreme Court, PI 5

Vote For 1

	TOTAL	VOTE %	Absentee	Early Voting	Election Day
Rebeca Huddle	56	100.00%	0	24	32
Total Votes Cast	56	100.00%	0	24	32

REP Justice, Supreme Court, PI 9

Vote For 1

	TOTAL	VOTE %	Absentee	Early Voting	Election Day
David J. Schenck	32	60.38%	0	14	18
Evan Young	21	39.62%	0	6	15
Total Votes Cast	53	100.00%	0	20	33

REP Judge, Ct of Crim App, PI 2

Vote For 1

	TOTAL	VOTE %	Absentee	Early Voting	Election Day
Mary Lou Keel	54	100.00%	0	22	32
Total Votes Cast	54	100.00%	0	22	32

REP Judge, Ct of Crim App, PI 5

Vote For 1

	TOTAL	VOTE %	Absentee	Early Voting	Election Day
Clint Morgan	29	58.00%	0	12	17
Scott Walker	21	42.00%	0	8	13
Total Votes Cast	50	100.00%	0	20	30

REP Judge, Ct of Crim App, PI 6

Vote For 1

	TOTAL	VOTE %	Absentee	Early Voting	Election Day
Jesse F. McClure, III	53	100.00%	0	22	31
Total Votes Cast	53	100.00%	0	22	31

REP Member, State BoE, Dist 10

Vote For 1

	TOTAL	VOTE %	Absentee	Early Voting	Election Day
Tom Maynard	52	100.00%	0	21	31
Total Votes Cast	52	100.00%	0	21	31



Official Results

102 - Rock Island

REP State Senator, Dist 17

Vote For 1

	TOTAL	VOTE %	Absentee	Early Voting	Election Day
Joan Huffman	54	100.00%	0	23	31
Total Votes Cast	54	100.00%	0	23	31

REP State Representative, Dist 85

Vote For 1

	TOTAL	VOTE %	Absentee	Early Voting	Election Day
Phil W. Stephenson	21	35.59%	0	11	10
Fred Roberts	17	28.81%	0	8	9
Stan Kitzman	15	25.42%	0	3	12
Artemio "Art" Hernandez	6	10.17%	0	0	6
Total Votes Cast	59	100.00%	0	22	37

REP Chief Justice, 1st Ct of App Dist

Vote For 1

	TOTAL	VOTE %	Absentee	Early Voting	Election Day
Terry Adams	53	100.00%	0	23	30
Total Votes Cast	53	100.00%	0	23	30

REP Justice, 1st Ct of App Dist, PI 4

Vote For 1

	TOTAL	VOTE %	Absentee	Early Voting	Election Day
April Farris	54	100.00%	0	23	31
Total Votes Cast	54	100.00%	0	23	31

REP Justice, 14th Ct of App Dist, PI 2

Vote For 1

	TOTAL	VOTE %	Absentee	Early Voting	Election Day
Kevin Jewell	53	100.00%	0	22	31
Total Votes Cast	53	100.00%	0	22	31

REP Justice, 14th Ct of App Dist, PI 9


Vote For 1

	TOTAL	VOTE %	Absentee	Early Voting	Election Day
Randy Wilson	53	100.00%	0	22	31
Total Votes Cast	53	100.00%	0	22	31

REP County Judge

Vote For 1

	TOTAL	VOTE %	Absentee	Early Voting	Election Day
Ty Prause	56	100.00%	0	23	33
Total Votes Cast	56	100.00%	0	23	33



Official Results

102 - Rock Island

REP District Clerk

Vote For 1

	TOTAL	VOTE %	Absentee	Early Voting	Election Day
Valerie Dunn Harmon	54	100.00%	0	23	31
Total Votes Cast	54	100.00%	0	23	31

REP County Clerk

Vote For 1

	TOTAL	VOTE %	Absentee	Early Voting	Election Day
Kimberly Menke	56	100.00%	0	23	33
Total Votes Cast	56	100.00%	0	23	33

REP County Treasurer

Vote For 1

	TOTAL	VOTE %	Absentee	Early Voting	Election Day
Joyce Guthmann	56	100.00%	0	23	33
Total Votes Cast	56	100.00%	0	23	33

REP County Surveyor

Vote For 1

	TOTAL	VOTE %	Absentee	Early Voting	Election Day
Matthew Loessin	54	100.00%	0	23	31
Total Votes Cast	54	100.00%	0	23	31

REP JOP Pct 1

Vote For 1

	TOTAL	VOTE %	Absentee	Early Voting	Election Day
Billy Hefner	54	100.00%	0	23	31
Total Votes Cast	54	100.00%	0	23	31

REP Proposition 1


Vote For 1

	TOTAL	VOTE %	Absentee	Early Voting	Election Day
YES	63	92.65%	0	23	40
NO	5	7.35%	0	3	2
Total Votes Cast	68	100.00%	0	26	42

REP Proposition 2

Vote For 1

	TOTAL	VOTE %	Absentee	Early Voting	Election Day
YES	58	89.23%	0	25	33
NO	7	10.77%	0	1	6
Total Votes Cast	65	100.00%	0	26	39



Official Results

102 - Rock Island

REP Proposition 3

Vote For 1

	TOTAL	VOTE %	Absentee	Early Voting	Election Day
YES	65	95.59%	0	26	39
NO	3	4.41%	0	0	3
Total Votes Cast	68	100.00%	0	26	42

REP Proposition 4

Vote For 1

	TOTAL	VOTE %	Absentee	Early Voting	Election Day
YES	61	92.42%	0	24	37
NO	5	7.58%	0	2	3
Total Votes Cast	66	100.00%	0	26	40

REP Proposition 5

Vote For 1

	TOTAL	VOTE %	Absentee	Early Voting	Election Day
YES	52	83.87%	0	20	32
NO	10	16.13%	0	4	6
Total Votes Cast	62	100.00%	0	24	38

REP Proposition 6

Vote For 1

	TOTAL	VOTE %	Absentee	Early Voting	Election Day
YES	57	91.94%	0	22	35
NO	5	8.06%	0	3	2
Total Votes Cast	62	100.00%	0	25	37

REP Proposition 7

Vote For 1

	TOTAL	VOTE %	Absentee	Early Voting	Election Day
YES	65	100.00%	0	26	39
NO	0	0.00%	0	0	0
Total Votes Cast	65	100.00%	0	26	39

REP Proposition 8

Vote For 1

	TOTAL	VOTE %	Absentee	Early Voting	Election Day
YES	63	98.44%	0	24	39
NO	1	1.56%	0	1	0
Total Votes Cast	64	100.00%	0	25	39



Official Results

102 - Rock Island

REP Proposition 9

Vote For 1

	TOTAL	VOTE %	Absentee	Early Voting	Election Day
YES	60	90.91%	0	25	35
NO	6	9.09%	0	1	5
Total Votes Cast	66	100.00%	0	26	40

REP Proposition 10

Vote For 1

	TOTAL	VOTE %	Absentee	Early Voting	Election Day
YES	62	96.88%	0	24	38
NO	2	3.12%	0	1	1
Total Votes Cast	64	100.00%	0	25	39

DEM US Representative, District 10

Vote For 1

	TOTAL	VOTE %	Absentee	Early Voting	Election Day
Linda Nuno	8	100.00%	0	3	5
Total Votes Cast	8	100.00%	0	3	5

DEM Governor

Vote For 1

	TOTAL	VOTE %	Absentee	Early Voting	Election Day
Beto O'Rourke	8	80.00%	0	2	6
Michael Cooper	2	20.00%	0	1	1
Rich Wakeland	0	0.00%	0	0	0
Joy Diaz	0	0.00%	0	0	0
Inocencio (Inno) Barrientez	0	0.00%	0	0	0
Total Votes Cast	10	100.00%	0	3	7

DEM Lieutenant Governor


Vote For 1

	TOTAL	VOTE %	Absentee	Early Voting	Election Day
Carla Brailey	5	50.00%	0	1	4
Mike Collier	3	30.00%	0	1	2
Michelle Beckley	2	20.00%	0	1	1
Total Votes Cast	10	100.00%	0	3	7

DEM Attorney General

Vote For 1

	TOTAL	VOTE %	Absentee	Early Voting	Election Day
Lee Merritt	4	40.00%	0	0	4
Rochelle Mercedes Garza	4	40.00%	0	2	2
Joe Jaworski	2	20.00%	0	1	1
Mike Fields	0	0.00%	0	0	0
S. "TBONE" Raynor	0	0.00%	0	0	0
Total Votes Cast	10	100.00%	0	3	7



Official Results

102 - Rock Island

DEM Comptroller of Public Accounts

Vote For 1

	TOTAL	VOTE %	Absentee	Early Voting	Election Day
Angel Luis Vega	4	40.00%	0	2	2
Tim Mahoney	3	30.00%	0	1	2
Janet T. Dudding	3	30.00%	0	0	3
Total Votes Cast	10	100.00%	0	3	7

DEM Comm General Land Office

Vote For 1

	TOTAL	VOTE %	Absentee	Early Voting	Election Day
Sandragrace Martinez	6	66.67%	0	2	4
Michael Lange	2	22.22%	0	1	1
Jinny Suh	1	11.11%	0	0	1
Jay Kleberg	0	0.00%	0	0	0
Total Votes Cast	9	100.00%	0	3	6

DEM Commissioner of Agriculture

Vote For 1

	TOTAL	VOTE %	Absentee	Early Voting	Election Day
Susan Hays	10	100.00%	0	3	7
Ed Ireson	0	0.00%	0	0	0
Total Votes Cast	10	100.00%	0	3	7

DEM Railroad Commissioner

Vote For 1

	TOTAL	VOTE %	Absentee	Early Voting	Election Day
Luke Warford	7	100.00%	0	2	5
Total Votes Cast	7	100.00%	0	2	5

DEM Justice, Supreme Court, PI 3

Vote For 1

	TOTAL	VOTE %	Absentee	Early Voting	Election Day
Erin A Nowell	7	100.00%	0	3	4
Total Votes Cast	7	100.00%	0	3	4

DEM Justice, Supreme Court, PI 5


Vote For 1

	TOTAL	VOTE %	Absentee	Early Voting	Election Day
Amanda Reichel	9	100.00%	0	3	6
Total Votes Cast	9	100.00%	0	3	6

DEM Justice, Supreme Court, PI 9

Vote For 1

	TOTAL	VOTE %	Absentee	Early Voting	Election Day
Julia Maldonado	7	100.00%	0	3	4
Total Votes Cast	7	100.00%	0	3	4



Official Results

102 - Rock Island

DEM Judge, Ct of Crim App, PI 5

Vote For 1

	TOTAL	VOTE %	Absentee	Early Voting	Election Day
Dana Huffman	9	100.00%	0	3	6
Total Votes Cast	9	100.00%	0	3	6

DEM Judge, Ct of Crim App, PI 6

Vote For 1

	TOTAL	VOTE %	Absentee	Early Voting	Election Day
Robert Johnson	8	100.00%	0	3	5
Total Votes Cast	8	100.00%	0	3	5

DEM State Senator, Dist 17

Vote For 1

	TOTAL	VOTE %	Absentee	Early Voting	Election Day
Miguel Gonzalez	8	80.00%	0	3	5
Titus Benton	2	20.00%	0	0	2
Total Votes Cast	10	100.00%	0	3	7

DEM State Representative, Dist 85

Vote For 1

	TOTAL	VOTE %	Absentee	Early Voting	Election Day
Larry E Baggett	8	100.00%	0	3	5
Total Votes Cast	8	100.00%	0	3	5

DEM Chief Justice, 1st Ct of App Dist

Vote For 1

	TOTAL	VOTE %	Absentee	Early Voting	Election Day
Julie Countiss	7	100.00%	0	3	4
Total Votes Cast	7	100.00%	0	3	4

DEM Justice, 1st Ct of App Dist, PI 4


Vote For 1

	TOTAL	VOTE %	Absentee	Early Voting	Election Day
Mike Engelhart	8	100.00%	0	3	5
Total Votes Cast	8	100.00%	0	3	5

DEM Justice, 14th Ct of App Dist, PI 2

Vote For 1

	TOTAL	VOTE %	Absentee	Early Voting	Election Day
Cheri C Thomas	8	80.00%	0	3	5
Kyle Carter	2	20.00%	0	0	2
Total Votes Cast	10	100.00%	0	3	7



Official Results

102 - Rock Island

DEM Justice, 14th Ct of App Dist, PI 9

Vote For 1

	TOTAL	VOTE %	Absentee	Early Voting	Election Day
Chris Conrad	5	50.00%	0	2	3
William Demond	5	50.00%	0	1	4
Total Votes Cast	10	100.00%	0	3	7



Official Results

103 - Garwood/Nada

Registered Voters - Total	0	0	0	0
Registered Voters - Republican Party	0	0	0	0
Registered Voters - Democratic Party	0	0	0	0
Registered Voters - NONPARTISAN	0	0	0	0
Ballots Cast - Total	144	4	22	118
Ballots Cast - Republican Party	139	2	22	115
Ballots Cast - Democratic Party	5	2	0	3
Ballots Cast - NONPARTISAN	0	0	0	0
Ballots Cast - Blank	1	0	0	1
Voter Turnout - Total	0.00%			
Voter Turnout - Republican Party	0.00%			
Voter Turnout - Democratic Party	0.00%			
Voter Turnout - NONPARTISAN	0.00%			

Statistics

TOTAL	absentee	Early Voting	Election Day
119	2	21	96
119	100.00%		
119	100.00%	2	21
119	100.00%	2	21
96			96

REP US Representative, District 10


TOTAL	absentee	Early Voting	Election Day
89	64.03%	2	76
23	16.55%	0	19
15	10.79%	0	10
9	6.47%	0	8
2	1.44%	0	1
1	0.72%	0	1
0	0.00%	0	0
0	0.00%	0	0
0	0.00%	0	0
139	100.00%	2	115

REP Governor

TOTAL	absentee	Early Voting	Election Day
123	90.44%	1	103
7	5.15%	0	5
2	1.47%	0	1
2	1.47%	0	1
2	1.47%	0	1
1	0.74%	0	1
1	0.74%	0	1
136	100.00%	2	112

REP Lieutenant Governor

TOTAL	absentee	Early Voting	Election Day
123	90.44%	1	103
7	5.15%	0	5
2	1.47%	0	1
2	1.47%	0	1
2	1.47%	0	1
1	0.74%	0	1
1	0.74%	0	1
136	100.00%	2	112



Official Results

103 - Garwood/Nada

REP Attorney General

Vote For 1

	TOTAL	VOTE %	Absentee	Early Voting Day	Election Day
Ken Paxton	80	58.82%	1	14	65
George P. Bush	27	19.85%	0	3	24
Louie Gohmert	20	14.71%	0	3	17
Eva Guzman	9	6.62%	1	2	6
Total Votes Cast	136	100.00%	2	22	112

REP Comptroller of Public Accounts

Vote For 1

	TOTAL	VOTE %	Absentee	Early Voting Day	Election Day
Glenn Hegar	119	90.15%	1	20	98
Mark V. Goldberg	13	9.85%	1	2	10
Total Votes Cast	132	100.00%	2	22	108

REP Comm General Land Office

Vote For 1

	TOTAL	VOTE %	Absentee	Early Voting Day	Election Day
Tim Westley	35	32.41%	0	6	29
Dawn Buckingham	31	28.70%	2	7	22
Jon Spiers	21	19.44%	0	1	20
Don W. Minton	10	9.26%	0	4	6
Victor Avila	6	5.56%	0	0	6
Weston Martinez	3	2.78%	0	3	0
Ben Armenta	1	0.93%	0	0	1
Rufus Lopez	1	0.93%	0	0	1
Total Votes Cast	108	100.00%	2	21	85

REP Commissioner of Agriculture


Vote For 1

	TOTAL	VOTE %	Absentee	Early Voting Day	Election Day
Sid Miller	87	71.31%	1	14	72
James White	33	27.05%	0	6	27
Carey A. Counsil	2	1.64%	0	0	2
Total Votes Cast	122	100.00%	1	20	101

REP Railroad Commissioner

Vote For 1

	TOTAL	VOTE %	Absentee	Early Voting Day	Election Day
Wayne Christian	57	51.35%	2	13	42
Sarah Stogner	19	17.12%	0	4	15
Marvin "Sarge" Summers	16	14.41%	0	2	14
Tom Slocum Jr	14	12.61%	0	3	11
Dayne Tipton	5	4.50%	0	0	5
Total Votes Cast	111	100.00%	2	22	87



103 - Garwood/Nada

REP Justice, Supreme Court, PI 3

Vote For 1

	TOTAL	VOTE %	Absentee	Early Voting	Election Day
Debra Lehrmann	110	100.00%	2	18	90
Total Votes Cast	110	100.00%	2	18	90

REP Justice, Supreme Court, PI 5

Vote For 1

	TOTAL	VOTE %	Absentee	Early Voting	Election Day
Rebeca Huddle	105	100.00%	2	17	86
Total Votes Cast	105	100.00%	2	17	86

REP Justice, Supreme Court, PI 9

Vote For 1

	TOTAL	VOTE %	Absentee	Early Voting	Election Day
David J. Schenck	60	61.86%	0	11	49
Evan Young	37	38.14%	0	7	30
Total Votes Cast	97	100.00%	0	18	79

REP Judge, Ct of Crim App, PI 2

Vote For 1

	TOTAL	VOTE %	Absentee	Early Voting	Election Day
Mary Lou Keel	106	100.00%	2	18	86
Total Votes Cast	106	100.00%	2	18	86

REP Judge, Ct of Crim App, PI 5

Vote For 1

	TOTAL	VOTE %	Absentee	Early Voting	Election Day
Scott Walker	58	56.86%	0	10	48
Clint Morgan	44	43.14%	0	10	34
Total Votes Cast	102	100.00%	0	20	82

REP Judge, Ct of Crim App, PI 6


Vote For 1

	TOTAL	VOTE %	Absentee	Early Voting	Election Day
Jesse F. McClure, III	107	100.00%	2	19	86
Total Votes Cast	107	100.00%	2	19	86

REP Member, State BoE, Dist 10

Vote For 1

	TOTAL	VOTE %	Absentee	Early Voting	Election Day
Tom Maynard	106	100.00%	2	18	86
Total Votes Cast	106	100.00%	2	18	86



Official Results

103 - Garwood/Nada

REP State Senator, Dist 17

Vote For 1

	TOTAL	VOTE %	Absentee	Early Voting	Election Day
Joan Huffman	105	100.00%	2	18	85
Total Votes Cast	105	100.00%	2	18	85

REP State Representative, Dist 85

Vote For 1

	TOTAL	VOTE %	Absentee	Early Voting	Election Day
Phil W. Stephenson	79	62.70%	2	15	62
Fred Roberts	21	16.67%	0	4	17
Artemio "Art" Hernandez	15	11.90%	0	1	14
Stan Kitzman	11	8.73%	0	1	10
Total Votes Cast	126	100.00%	2	21	103

REP Chief Justice, 1st Ct of App Dist

Vote For 1

	TOTAL	VOTE %	Absentee	Early Voting	Election Day
Terry Adams	107	100.00%	2	19	86
Total Votes Cast	107	100.00%	2	19	86

REP Justice, 1st Ct of App Dist, PI 4

Vote For 1

	TOTAL	VOTE %	Absentee	Early Voting	Election Day
April Farris	106	100.00%	2	18	86
Total Votes Cast	106	100.00%	2	18	86

REP Justice, 14th Ct of App Dist, PI 2

Vote For 1

	TOTAL	VOTE %	Absentee	Early Voting	Election Day
Kevin Jewell	105	100.00%	2	18	85
Total Votes Cast	105	100.00%	2	18	85

REP Justice, 14th Ct of App Dist, PI 9


Vote For 1

	TOTAL	VOTE %	Absentee	Early Voting	Election Day
Randy Wilson	107	100.00%	2	18	87
Total Votes Cast	107	100.00%	2	18	87

REP County Judge

Vote For 1

	TOTAL	VOTE %	Absentee	Early Voting	Election Day
Ty Prause	122	100.00%	2	19	101
Total Votes Cast	122	100.00%	2	19	101



Official Results

103 - Garwood/Nada

REP District Clerk

Vote For 1

	TOTAL	VOTE %	Absentee	Early Voting	Election Day
Valerie Dunn Harmon	113	100.00%	2	18	93
Total Votes Cast	113	100.00%	2	18	93

REP County Clerk

Vote For 1

	TOTAL	VOTE %	Absentee	Early Voting	Election Day
Kimberly Menke	119	100.00%	2	21	96
Total Votes Cast	119	100.00%	2	21	96

REP County Treasurer

Vote For 1

	TOTAL	VOTE %	Absentee	Early Voting	Election Day
Joyce Guthmann	119	100.00%	2	20	97
Total Votes Cast	119	100.00%	2	20	97

REP County Surveyor

Vote For 1

	TOTAL	VOTE %	Absentee	Early Voting	Election Day
Matthew Loessin	119	100.00%	2	20	97
Total Votes Cast	119	100.00%	2	20	97

REP JOP Pct 1

Vote For 1

	TOTAL	VOTE %	Absentee	Early Voting	Election Day
Billy Hefner	121	100.00%	1	19	101
Total Votes Cast	121	100.00%	1	19	101

REP Proposition 1


Vote For 1

	TOTAL	VOTE %	Absentee	Early Voting	Election Day
YES	138	100.00%	2	22	114
NO	0	0.00%	0	0	0
Total Votes Cast	138	100.00%	2	22	114

REP Proposition 2

Vote For 1

	TOTAL	VOTE %	Absentee	Early Voting	Election Day
YES	109	82.58%	1	18	90
NO	23	17.42%	1	4	18
Total Votes Cast	132	100.00%	2	22	108



Official Results

103 - Garwood/Nada

REP Proposition 3

Vote For 1

	TOTAL	VOTE %	Absentee	Early Voting	Election Day
YES	132	94.96%	1	21	110
NO	7	5.04%	1	1	5
Total Votes Cast	139	100.00%	2	22	115

REP Proposition 4

Vote For 1

	TOTAL	VOTE %	Absentee	Early Voting	Election Day
YES	132	96.35%	2	20	110
NO	5	3.65%	0	2	3
Total Votes Cast	137	100.00%	2	22	113

REP Proposition 5

Vote For 1

	TOTAL	VOTE %	Absentee	Early Voting	Election Day
YES	128	94.12%	2	21	105
NO	8	5.88%	0	1	7
Total Votes Cast	136	100.00%	2	22	112

REP Proposition 6

Vote For 1

	TOTAL	VOTE %	Absentee	Early Voting	Election Day
YES	122	94.57%	2	20	100
NO	7	5.43%	0	1	6
Total Votes Cast	129	100.00%	2	21	106

REP Proposition 7

Vote For 1

	TOTAL	VOTE %	Absentee	Early Voting	Election Day
YES	138	100.00%	2	22	114
NO	0	0.00%	0	0	0
Total Votes Cast	138	100.00%	2	22	114

REP Proposition 8

Vote For 1

	TOTAL	VOTE %	Absentee	Early Voting	Election Day
YES	133	97.79%	2	22	109
NO	3	2.21%	0	0	3
Total Votes Cast	136	100.00%	2	22	112



Official Results

103 - Garwood/Nada

REP Proposition 9

Vote For 1

	TOTAL	VOTE %	Absentee	Early Voting	Election Day
YES	129	95.56%	2	19	108
NO	6	4.44%	0	3	3
Total Votes Cast	135	100.00%	2	22	111

REP Proposition 10

Vote For 1

	TOTAL	VOTE %	Absentee	Early Voting	Election Day
YES	129	96.99%	1	22	106
NO	4	3.01%	1	0	3
Total Votes Cast	133	100.00%	2	22	109

DEM US Representative, District 10

Vote For 1

	TOTAL	VOTE %	Absentee	Early Voting	Election Day
Linda Nuno	3	100.00%	2	0	1
Total Votes Cast	3	100.00%	2	0	1

DEM Governor

Vote For 1

	TOTAL	VOTE %	Absentee	Early Voting	Election Day
Beto O'Rourke	4	100.00%	2	0	2
Rich Wakeland	0	0.00%	0	0	0
Joy Diaz	0	0.00%	0	0	0
Inocencio (Inno) Barrientez	0	0.00%	0	0	0
Michael Cooper	0	0.00%	0	0	0
Total Votes Cast	4	100.00%	2	0	2

DEM Lieutenant Governor

Vote For 1

	TOTAL	VOTE %	Absentee	Early Voting	Election Day
Mike Collier	4	100.00%	2	0	2
Carla Brailey	0	0.00%	0	0	0
Michelle Beckley	0	0.00%	0	0	0
Total Votes Cast	4	100.00%	2	0	2

DEM Attorney General

Vote For 1

	TOTAL	VOTE %	Absentee	Early Voting	Election Day
Mike Fields	1	33.33%	1	0	0
Joe Jaworski	1	33.33%	1	0	0
Lee Merritt	1	33.33%	0	0	1
Rochelle Mercedes Garza	0	0.00%	0	0	0
S. "TBONE" Raynor	0	0.00%	0	0	0
Total Votes Cast	3	100.00%	2	0	1

103 - Garwood/Nada

DEM Comptroller of Public Accounts

Vote For 1

	TOTAL	VOTE %	Absentee	Early Voting	Election Day
Tim Mahoney	2	66.67%	1	0	1
Janet T. Dudding	1	33.33%	1	0	0
Angel Luis Vega	0	0.00%	0	0	0
Total Votes Cast	3	100.00%	2	0	1

DEM Comm General Land Office

Vote For 1

	TOTAL	VOTE %	Absentee	Early Voting	Election Day
Jay Kleberg	2	66.67%	2	0	0
Michael Lange	1	33.33%	0	0	1
Jinny Suh	0	0.00%	0	0	0
Sandragrace Martinez	0	0.00%	0	0	0
Total Votes Cast	3	100.00%	2	0	1

DEM Commissioner of Agriculture

Vote For 1

	TOTAL	VOTE %	Absentee	Early Voting	Election Day
Susan Hays	3	75.00%	1	0	2
Ed Ireson	1	25.00%	1	0	0
Total Votes Cast	4	100.00%	2	0	2

DEM Railroad Commissioner

Vote For 1

	TOTAL	VOTE %	Absentee	Early Voting	Election Day
Luke Warford	3	100.00%	2	0	1
Total Votes Cast	3	100.00%	2	0	1

DEM Justice, Supreme Court, PI 3

Vote For 1

	TOTAL	VOTE %	Absentee	Early Voting	Election Day
Erin A Nowell	3	100.00%	2	0	1
Total Votes Cast	3	100.00%	2	0	1

DEM Justice, Supreme Court, PI 5


Vote For 1

	TOTAL	VOTE %	Absentee	Early Voting	Election Day
Amanda Reichel	3	100.00%	2	0	1
Total Votes Cast	3	100.00%	2	0	1

DEM Justice, Supreme Court, PI 9

Vote For 1

	TOTAL	VOTE %	Absentee	Early Voting	Election Day
Julia Maldonado	3	100.00%	2	0	1
Total Votes Cast	3	100.00%	2	0	1



Official Results

103 - Garwood/Nada

DEM Judge, Ct of Crim App, PI 5

Vote For 1

	TOTAL	VOTE %	Absentee	Early Voting	Election Day
Dana Huffman	3	100.00%	2	0	1
Total Votes Cast	3	100.00%	2	0	1

DEM Judge, Ct of Crim App, PI 6

Vote For 1

	TOTAL	VOTE %	Absentee	Early Voting	Election Day
Robert Johnson	4	100.00%	2	0	2
Total Votes Cast	4	100.00%	2	0	2

DEM State Senator, Dist 17

Vote For 1

	TOTAL	VOTE %	Absentee	Early Voting	Election Day
Miguel Gonzalez	2	66.67%	2	0	0
Titus Benton	1	33.33%	0	0	1
Total Votes Cast	3	100.00%	2	0	1

DEM State Representative, Dist 85

Vote For 1

	TOTAL	VOTE %	Absentee	Early Voting	Election Day
Larry E Baggett	3	100.00%	2	0	1
Total Votes Cast	3	100.00%	2	0	1

DEM Chief Justice, 1st Ct of App Dist

Vote For 1

	TOTAL	VOTE %	Absentee	Early Voting	Election Day
Julie Countiss	3	100.00%	2	0	1
Total Votes Cast	3	100.00%	2	0	1

DEM Justice, 1st Ct of App Dist, PI 4


Vote For 1

	TOTAL	VOTE %	Absentee	Early Voting	Election Day
Mike Engelhart	3	100.00%	2	0	1
Total Votes Cast	3	100.00%	2	0	1

DEM Justice, 14th Ct of App Dist, PI 2

Vote For 1

	TOTAL	VOTE %	Absentee	Early Voting	Election Day
Kyle Carter	3	100.00%	2	0	1
Cheri C Thomas	0	0.00%	0	0	0
Total Votes Cast	3	100.00%	2	0	1



Official Results

103 - Garwood/Nada

DEM Justice, 14th Ct of App Dist, PI 9

Vote For 1

	TOTAL	VOTE %	Absentee	Early Voting	Election Day
William Demond	2	66.67%	1	0	1
Chris Conrad	1	33.33%	1	0	0
Total Votes Cast	3	100.00%	2	0	1



Official Results